

EASTER BASKET




What you will need:

- Wood Craft Sticks/Ice pop sticks
- Cardboard Tube (Empty toilet roll tube)
- Card
- Ribbon
- Pipe Cleaner
- Glue
- Scissors
- Craft Jewels/Gems


1. Cut an empty cardboard tube in half




2. Trace and cut out a circle from the card and glue it to one end of the tube making the base of the basket.



3. Cut wooden craft sticks into the half. We have used coloured sticks for our basket. You can paint the sticks if you don't have the coloured one.



4. Glue the craft stick halves on the cardboard tube.



5. Decorate the baskets with ribbon.



6. Cut approx. 12cm of pipe cleaner and glue the ends inside the tube to make the handle of the basket.



7. Finally, glue a flower shaped gem to the basket to get this lovely look.

